

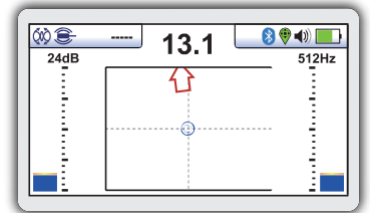
# vLoc3-Cam SONDE LOCATOR

- 360° Guidance arrows
- Sonde locate and pushrod trace modes
- High visibility color 4.3"/10cm Display
- Locate utilities with optional transmitter
- Optional Bluetooth connectivity

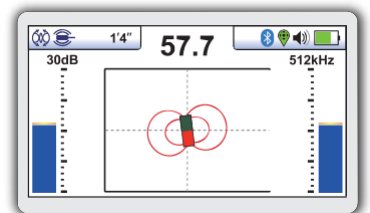
The easiest, quickest and most accurate way to locate the position of a sonde is found in the **vLoc3-Cam Sonde Locator**. The bright full-color intuitive graphical display guides the user to the sonde using directional arrows. When directly on top of the sonde a large sonde icon appears confirming the sonde location and it's depth reading is confirmed.

The vLoc3-Cam includes multiple sonde frequencies making it compatible with the major push cameras and crawler cameras on the market. The Pushrod Trace mode shows a second display geared for tracing the path of the pushrod deployed in the pipe or tracing pipes with an optional portable transmitter.

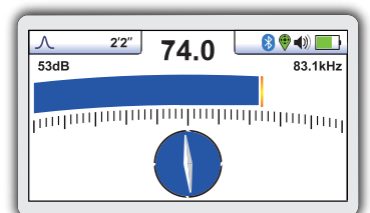
The vLoc3-Cam comes with two Passive locate modes of Power and Radio which will detect the presence of live power lines, CATV, telephone and some metallic pipes which radiate 50/60 Hz from nearby or overhead power lines. For active locating, with the use of a portable transmitter, the vLoc3-Cam comes with an 83.1kHz frequency for tracing the pushrod. This frequency is also ideal for water and gas utilities which generally are larger pipes with bell housings and gaskets, as well as locating small diameter drop wires and inducing signals through the soil, onto services when direct connecting is not an option.



**Rear locate point** - Shows null behind the sonde and arrow directing to the sonde location



**Sonde location** - When directly over the sonde the sonde icon appears and depth is shown in upper left



**Pushrod trace mode** - Shows a peak response when locating. Compass indicator turns blue when in line with the pushrod.

## vLoc3-Cam Receiver Specifications

<b>Construction</b>	High impact ABS injection molded housing
<b>Weight &amp; Dimensions</b>	4.6lbs (2.1kg) / 12.6in(L) x 4.9in(W) x 26.6in(H) (321mm x 124mm x 676mm)
<b>Display</b>	Transmissive 480 x 272 Pixel, 16-bit Color, High Visibility LCD, 4.3"
<b>Battery options</b>	Six x AA Alkaline batteries Optional custom Lithium-ion rechargeable battery
<b>Battery life</b>	Lithium-ion - typically 27-hours intermittent use at 70°F (21°C) Alkaline - typically 12 hours intermittent use at 70°F (21°C)
<b>Operating frequencies</b>	Sonde mode - 512Hz, 640Hz, 8,192kHz, 33kHz, and 83kHz Pushrod trace/line trace - 83kHz Power - 50Hz and 60Hz Radio - 10kHz - 22.7kHz bandwidth
<b>Operating modes</b>	Sonde mode Pushrod/line trace mode
<b>Environmental</b>	IP65 and NEMA 4

## What's in the box



## Popular Accessories



Vehicle Charging Lead



Li-ion Rechargeable Battery



Sony

## Compatible Transmitters

### 1- Watt Transmitters



VM-550FF



Loc-1Tx

### 5-Watt Transmitter



Loc3-51X

### 10-Watt Transmitter



Loc3-101X